

Animals in My Backyard: A Guide for Children

Table of Contents

- 1.
2. Common Animals in My Backyard
3. Birds
4. Insects
5. Mammals
6. How to Observe Animals in Your Backyard
7. Activities for Children
8. Safety Tips for Observing Animals
- 9.


Your backyard is a teeming world of life, just waiting to be explored! From the smallest insects to the largest mammals, there are many different animals that call your backyard home. This guide will help you learn about some of the most common animals you might see in your backyard, and how to observe them safely and respectfully.

Common Animals in My Backyard

Birds

Birds are one of the most common animals you'll see in your backyard. They come in all shapes and sizes, from tiny hummingbirds to large hawks.

Birds are fascinating creatures to observe, as they fly, sing, and build nests. Some of the most common birds you might see in your backyard include:



Animals In My Backyard - Animal Book 4 Years Old I

Children's Animal Books by Baby Professor

★★★★★ 5 out of 5

Language : English

File size : 5000 KB

Screen Reader: Supported

Print length : 64 pages



- American robins
- Blue jays
- Cardinals
- Chickadees
- Finches
- House sparrows
- Mourning doves
- Northern cardinals
- Red-tailed hawks
- Song sparrows

Insects

Insects are another group of common backyard animals. They come in all shapes and sizes, from tiny ants to large butterflies. Insects are important pollinators, and they also play a role in the food chain. Some of the most common insects you might see in your backyard include:

- Ants
- Bees
- Beetles
- Butterflies
- Crickets
- Dragonflies
- Flies
- Grasshoppers
- Ladybugs
- Moths
- Spiders
- Wasps

Mammals

Mammals are animals that have fur or hair, and they give birth to live young. Mammals are less common in backyards than birds and insects, but you might still see some, such as:

- Bats

- Chipmunks
- Mice
- Opossums
- Rabbits
- Squirrels

How to Observe Animals in Your Backyard

The best way to observe animals in your backyard is to be patient and observant. Sit quietly in a spot where you have a good view of the area, and wait for animals to come to you. You can also use binoculars or a camera to get a closer look. Here are some tips for observing animals in your backyard:

- **Be patient.** Animals are most active at dawn and dusk, so these are the best times to observe them. However, you can also see animals during the day, especially if you're quiet and still.
- **Be observant.** Pay attention to the sights, sounds, and smells around you. You might see animals moving, hear them calling, or smell their scent. Once you've seen an animal, observe it for as long as you can to learn more about its behavior.
- **Use binoculars or a camera.** Binoculars or a camera can help you get a closer look at animals without disturbing them. If you're using a camera, be sure to use a zoom lens so that you don't get too close to the animals.
- **Respect the animals.** Never approach animals too closely, or touch them. Animals can be scared or aggressive if they feel threatened.

Always observe animals from a distance, and never feed them.

Activities for Children

Observing animals in your backyard is a great way to learn about nature and the environment. Here are some activities that you can do with children to help them learn about animals in their backyard:

- **Make a nature journal.** Have children draw or write about the animals they see in their backyard. They can also keep track of the dates and times they see the animals.
- **Build a bird feeder or birdhouse.** This is a great way to attract birds to your backyard so that you can observe them more closely.
- **Create a wildlife sanctuary.** Plant native plants in your backyard to attract animals. You can also create a water source for animals to drink and bathe.
- **Take a nature walk.** Explore your backyard with children and look for animals. Talk about the different animals you see and what they're doing.
- **Read books about animals.** There are many great books about animals that can help children learn more about them.

Safety Tips for Observing Animals


Observing animals in your backyard can be a safe and enjoyable experience, but it's always important to take safety precautions. Here are some safety tips for observing animals in your backyard:

- **Never approach animals too closely.** Animals can be scared or aggressive if they feel threatened. Always observe animals from a

distance, and never touch them.

- **Be aware of your surroundings.** Pay attention to where you're walking and what's around you. Be careful not to step on or disturb animals.
- **Be careful of insects.** Some insects, such as bees and wasps, can sting or bite. Be careful not to disturb insects, and always wear shoes and socks when you're in your backyard.
- **Wash your hands after handling animals or their food.** This will help to prevent the spread of diseases.
- **Tell someone where you're going.** If you're going to be observing animals in your backyard for a long period of time, tell someone where you're going and when you expect to be back.

Observing animals in your backyard is a great way to learn about nature and the environment. By following these tips, you can safely and respectfully observe animals in your backyard and enjoy the many benefits that they have to offer.



Animals In My Backyard - Animal Book 4 Years Old I

Children's Animal Books by Baby Professor

★★★★★ 5 out of 5

Language : English

File size : 5000 KB

Screen Reader: Supported

Print length : 64 pages

FREE


DOWNLOAD E-BOOK





50 Amazing Color Paintings Of Pierre Paul Prud'Hon French Romantic Painter

Pierre Paul Prud'Hon (1758-1823) was a French Romantic painter known for his graceful and ethereal compositions. His work is characterized by soft colors, delicate brushwork,...



Doctor Who Origin Stories: A Comprehensive Exploration of the Time Lord's Beginnings

The Mysterious Doctor The Doctor, the enigmatic protagonist of the long-running British science fiction television series Doctor Who,...