


Blazing Mandolin Solos For One Player Or More: A Comprehensive Guide

The mandolin is a beautiful and versatile instrument that can be used to play a wide variety of music. From classical to bluegrass, jazz to folk, the mandolin's unique sound can be heard in all genres. One of the most exciting and challenging aspects of playing the mandolin is learning how to play blazing solos.



Blazing Mandolin Solos: for One Player or More

by Stephen Arterburn

★★★★★ 5 out of 5

Language : English

File size : 14917 KB

Print length : 57 pages

Screen Reader : Supported



In this guide, we'll provide you with everything you need to know to get started with blazing mandolin solos. We'll cover the basics of mandolin soloing, including technique, scales, and improvisation. We'll also provide you with some tips on how to practice and improve your soloing skills.

The Basics of Mandolin Soloing

There are a few basic techniques that you'll need to master in order to play blazing mandolin solos. These techniques include:

- **Picking:** The mandolin is picked with a flatpick, which is held between the thumb and first finger. The picking motion is similar to the motion used to play guitar, but the pick is held at a slightly different angle.
- **Fingering:** The mandolin is fretted with the left hand. The left hand fingers are used to press down on the strings to create different notes. The most common fingering patterns are the CAGED system and the Major and Minor scales.
- **Timing:** Timing is essential for playing blazing mandolin solos. You'll need to be able to play the notes at a consistent tempo and maintain a steady rhythm.

Scales and Improvisation

Once you've mastered the basics of mandolin soloing, you'll need to start learning scales and improvisation. Scales are a series of notes that are played in a specific order. They provide a framework for improvisation, which is the process of creating your own melodies. There are many different scales that can be used for mandolin soloing, but some of the most common include:

- **Major scale:** The major scale is the most basic scale and it's used in a wide variety of music. It's a good scale to start with if you're new to improvisation.
- **Minor scale:** The minor scale is a darker and more somber scale than the major scale. It's often used in blues, jazz, and folk music.
- **Pentatonic scale:** The pentatonic scale is a five-note scale that's easy to learn and play. It's a good scale to use for improvisation because it's difficult to hit a wrong note.

Improvisation is the process of creating your own melodies. It can be a challenging but rewarding experience. There are many different ways to improvise, but some of the most common techniques include:

- **Playing over a chord progression:** A chord progression is a series of chords that are played in a specific order. You can improvise over a chord progression by playing notes that belong to the chords. This is a good way to start improvising because it provides you with a framework for your improvisation.
- **Playing over a melody:** You can also improvise over a melody. This is a more challenging technique, but it can be very rewarding. When you improvise over a melody, you're creating your own countermelody that complements the original melody.
- **Free improvisation:** Free improvisation is the most challenging type of improvisation, but it can also be the most rewarding. When you free improvise, you're not playing over a chord progression or a melody. Instead, you're simply creating your own music based on your inspiration.

Practice and Improvement


The best way to improve your mandolin soloing skills is to practice regularly. Here are a few tips for practicing:

- **Start slowly:** When you're first starting out, it's important to start slowly and gradually increase your speed. This will help you to develop good technique and avoid mistakes.
- **Use a metronome:** A metronome can help you to maintain a consistent tempo while you're practicing. This will help you to improve

your timing and make your solos more accurate.

- **Record yourself:** Recording yourself can be a great way to identify areas where you need to improve. Listen back to your recordings and make notes on things that you can do better.
- **Play with other musicians:** Playing with other musicians can help you to learn new ideas and improve your improvisation skills. Jamming with other musicians can also be a lot of fun.

Playing blazing mandolin solos is a challenging but rewarding experience. By following the tips in this guide, you can learn how to play this exciting and expressive instrument. With practice and dedication, you'll be able to develop your own unique soloing style and create your own amazing music.



Blazing Mandolin Solos: for One Player or More

by Stephen Arterburn

★★★★★ 5 out of 5

Language : English

File size : 14917 KB

Print length : 57 pages

Screen Reader : Supported

FREE


DOWNLOAD E-BOOK





50 Amazing Color Paintings Of Pierre Paul Prud'Hon French Romantic Painter

Pierre Paul Prud'Hon (1758-1823) was a French Romantic painter known for his graceful and ethereal compositions. His work is characterized by soft colors, delicate brushwork,...



Doctor Who Origin Stories: A Comprehensive Exploration of the Time Lord's Beginnings

The Mysterious Doctor The Doctor, the enigmatic protagonist of the long-running British science fiction television series Doctor Who,...