


How to Quickly and Easily Memorize the Guitar Fretboard in 7 Simple Steps



Guitar: How to Quickly and Easily Memorize the Guitar Fretboard: Learn Every Note, Improve Your Technique, and Have a Blast Playing Music - Easily Adapted ...

(Scott's Simple Guitar Lessons Book 1) by Scott Harris

★★★★☆ 4.2 out of 5

Language : English
File size : 834 KB
Text-to-Speech : Enabled
Enhanced typesetting : Enabled
Word Wise : Enabled
Print length : 64 pages
Lending : Enabled
Screen Reader : Supported



The guitar fretboard can seem like a daunting maze of notes, but it doesn't have to be. With a little practice and patience, you can easily memorize the fretboard and unlock the full potential of your guitar playing.

In this article, we'll share 7 simple steps that will help you memorize the fretboard quickly and easily.

Step 1: Learn the Open Strings

The first step to memorizing the fretboard is to learn the open strings. These are the notes that you play when you don't fret any strings.

The open strings are:

* E (low E) * A * D * G * B * E (high E)

You can remember the open strings by using the mnemonic "E-A-D-G-B-E".

Step 2: Learn the 12 Notes of the Octave

The next step is to learn the 12 notes of the octave. These notes are:

* C * C# (Db) * D * D# (Eb) * E * F * F# (Gb) * G * G# (Ab) * A * A# (Bb) * B

You can learn the 12 notes of the octave by using the circle of fifths. The circle of fifths is a diagram that shows the relationship between the 12 notes of the octave.

Step 3: Find the Root Note on Each String

Once you know the 12 notes of the octave, you can find the root note on each string. The root note is the note that gives the string its name.

To find the root note on each string, simply play the open string and then move up one fret. The note that you land on is the root note.

Step 4: Learn the Major Scale Pattern

The major scale is a common scale that is used in many different genres of music. The major scale pattern is:

* Root note * Whole step * Whole step * Half step * Whole step * Whole step * Whole step

You can use the major scale pattern to find the notes of any major scale on the fretboard.

Step 5: Learn the Minor Scale Pattern

The minor scale is another common scale that is used in many different genres of music. The minor scale pattern is:

* Root note * Half step * Whole step * Whole step * Half step * Whole step * Whole step

You can use the minor scale pattern to find the notes of any minor scale on the fretboard.

Step 6: Practice, Practice, Practice

The best way to memorize the fretboard is to practice, practice, practice. The more you practice, the easier it will become to remember the notes on the fretboard.

There are many different ways to practice memorizing the fretboard. You can:

* Play scales up and down the neck. * Play chords in different positions. * Play songs that use different notes on the fretboard.

The more you practice, the faster you will memorize the fretboard.

Step 7: Use a Fretboard Diagram

A fretboard diagram is a helpful tool that can help you visualize the notes on the fretboard. Fretboard diagrams can be found online or in guitar


magazines.

To use a fretboard diagram, simply find the note that you want to play on the diagram and then look at the corresponding fret on the guitar neck.

Fretboard diagrams can be a helpful way to supplement your practice and help you memorize the fretboard more quickly.

Memorizing the guitar fretboard can seem like a daunting task, but it doesn't have to be. With a little practice and patience, you can easily memorize the fretboard and unlock the full potential of your guitar playing.

By following the 7 simple steps in this article, you will be well on your way to memorizing the guitar fretboard quickly and easily.



Guitar: How to Quickly and Easily Memorize the Guitar Fretboard: Learn Every Note, Improve Your Technique, and Have a Blast Playing Music - Easily Adapted ...

(Scott's Simple Guitar Lessons Book 1) by Scott Harris

★★★★☆ 4.2 out of 5


Language : English
File size : 834 KB
Text-to-Speech : Enabled
Enhanced typesetting : Enabled
Word Wise : Enabled
Print length : 64 pages
Lending : Enabled
Screen Reader : Supported





50 Amazing Color Paintings Of Pierre Paul Prud'Hon French Romantic Painter

Pierre Paul Prud'Hon (1758-1823) was a French Romantic painter known for his graceful and ethereal compositions. His work is characterized by soft colors, delicate brushwork,...



Doctor Who Origin Stories: A Comprehensive Exploration of the Time Lord's Beginnings

The Mysterious Doctor The Doctor, the enigmatic protagonist of the long-running British science fiction television series Doctor Who,...