


# Tutor for Thoughtful Trombone Practice for Treble Clef Readers

Playing the trombone is a great way to express yourself musically and develop your musical skills. However, learning to play the trombone can be challenging, especially if you are a treble clef reader. This article will provide you with some helpful tips on how to practice the trombone thoughtfully and effectively, even if you are a treble clef reader.

## Understanding the Treble Clef

The treble clef is one of the two most common clefs used in Western music. It is used to write notes that are higher in pitch than the bass clef. The treble clef is made up of two lines and two spaces. The lines, from bottom to top, represent the notes F, A, C, and E. The spaces, from bottom to top, represent the notes G, B, D, and F.



## Zen and the Art of the Trombone: A tutor for thoughtful trombone practice for treble clef readers by Kevin Morgan

★★★★☆ 4.2 out of 5

Language	: English
File size	: 10490 KB
Text-to-Speech	: Enabled
Enhanced typesetting	: Enabled
Word Wise	: Enabled
Lending	: Enabled
Print length	: 43 pages
Screen Reader	: Supported
Paperback	: 30 pages
Item Weight	: 3.36 ounces
Dimensions	: 8.5 x 0.07 x 11 inches



If you are a treble clef reader, you will need to learn how to read notes in the treble clef. This can be done by practicing reading simple melodies and exercises. Once you have a good understanding of the treble clef, you will be able to start practicing the trombone.

## Choosing the Right Trombone

There are many different types of trombones available, so it is important to choose the right one for your needs. If you are a beginner, you may want to start with a student model trombone. These trombones are typically lighter and easier to play than professional models. Once you have gained some experience, you can then upgrade to a professional model trombone.

When choosing a trombone, it is important to consider the following factors:

- **Bore size:** The bore size of a trombone is the diameter of the tubing. The bore size affects the sound of the trombone. A smaller bore size will produce a brighter sound, while a larger bore size will produce a darker sound.
- **Bell size:** The bell size of a trombone is the diameter of the bell. The bell size affects the volume and projection of the trombone. A larger bell size will produce a louder sound, while a smaller bell size will produce a softer sound.
- **Weight:** The weight of a trombone is an important factor to consider if you will be playing for long periods of time. A heavier trombone will be more tiring to play than a lighter trombone.

## Getting Started

Once you have chosen a trombone, you can start practicing. The best way to learn how to play the trombone is to find a qualified teacher. A teacher can help you learn the proper embouchure, breathing technique, and fingering. However, if you are unable to find a teacher, you can also learn how to play the trombone by yourself using online resources and books.

When you first start practicing, it is important to be patient and consistent. It takes time to develop the skills necessary to play the trombone well. However, with regular practice, you will eventually be able to play the trombone with confidence and skill.


## Thoughtful Practice

The key to becoming a successful trombone player is to practice thoughtfully. This means practicing with a purpose and focusing on the details. Here are some tips for thoughtful practice:

- **Set realistic goals.** When you practice, it is important to set realistic goals for yourself. Don't try to learn too much too quickly. Start with simple exercises and gradually increase the difficulty as you improve.
- **Focus on the details.** When you practice, pay attention to the details. Make sure that you are using the correct embouchure, breathing technique, and fingering. Also, listen to your sound and make adjustments as needed.
- **Practice regularly.** The more you practice, the better you will become. Try to practice for at least 30 minutes each day. If you can't practice for a full 30 minutes, even 15 minutes of practice will be beneficial.

- **Be patient.** Learning to play the trombone takes time. Don't get discouraged if you don't see results immediately. Just keep practicing and you will eventually reach your goals.

Playing the trombone is a rewarding experience. With regular practice, you can develop your musical skills and express yourself through music. If you are a treble clef reader, don't let that stop you from learning to play the trombone. With a little extra effort, you can learn to read the bass clef and become a proficient trombone player.



## Zen and the Art of the Trombone: A tutor for thoughtful trombone practice for treble clef readers by Kevin Morgan


★ ★ ★ ★ ☆	4.2 out of 5
Language	: English
File size	: 10490 KB
Text-to-Speech	: Enabled
Enhanced typesetting	: Enabled
Word Wise	: Enabled
Lending	: Enabled
Print length	: 43 pages
Screen Reader	: Supported
Paperback	: 30 pages
Item Weight	: 3.36 ounces
Dimensions	: 8.5 x 0.07 x 11 inches





## 50 Amazing Color Paintings Of Pierre Paul Prud'Hon French Romantic Painter

Pierre Paul Prud'Hon (1758-1823) was a French Romantic painter known for his graceful and ethereal compositions. His work is characterized by soft colors, delicate brushwork,...



## Doctor Who Origin Stories: A Comprehensive Exploration of the Time Lord's Beginnings

The Mysterious Doctor The Doctor, the enigmatic protagonist of the long-running British science fiction television series Doctor Who,...